



ALSONIC-EG

Ultrasonic Flowmeter

ALSONIC SERIES

GENERAL

THE SMARTMEASUREMENT ALSONICEG is a fixed-mount, transit-time ultrasonic flow and BTU meter, with clamp-on transducers for non-invasive liquid flow measurement. Our microprocessor based, user friendly, field programmable flow and energy measurement technique creates no interruption of the process flow and provides for all installation costs.

FEATURES

- 4 line LCD display with flowrate, totalizer & diagnostics
- Stores up 64 Day/month's totalizer daily values
- Batch control function
- Temperatures of up to (230°F) 110°C
- Transducers for pipe size from 1" ~ 48" (25 ~ 1200mm)
- Available with clamp on or insertion
- High accuracy of $\pm 1\%$ of reading
- Transducers include magnetic insert, for installation on metal pipe without mounting belt
- Data logger function; includes date, totalizer, signal condition & diagnostic code status
- Response time of less than 1 second



SPECIFICATIONS

- | | | | |
|------------------------|---|------------------------|--|
| • Measuring Principle: | Transit time ultrasonic | • Response Time: | Less than 1 second |
| • Pipe sizes: | SC1: 1" ~ 31" (25mm ~ 800 mm)
SC2: 20" ~ 48" (500 mm ~ 1200 mm) | • Flow Velocity: | 1 ~ 33ft/s (0.3 ~ 10m/s) |
| • Pipe Material: | Cast Iron, Stainless Steel, Ductile Iron, Copper, PVC, Aluminum, Asbestos, Fiberglass, etc. | • Resolution: | 0.0001m/s |
| • Display: | 4 line LCD with backlight | • Ambient Temperature: | -4 ~ 140°F (-20 ~ +60°C) |
| Flowrate | 5 digits with decimal point | • Mounting: | Wall mounting, panel, local or DIN Rail |
| Totalizer | 8 digits, forward, reverse & net values | • Max. Cable Length: | 330' (100m) |
| Engineering Units | Million Gallon, Cubic Feet, US Barrels, Imperial Barrels, Oil Barrel | • Power Consumption: | Less than 2W |
| Time Units | second, minute, hour, day | • Power Supply: | Std - 24V _{DC}
Opt - 90 ~ 245V _{AC} |
| Other | Velocity, Date, time, signal condition | • Data Storage: | Operation parameters, totalization, date are stored by EEPROM |
| • Accuracy: | Std - $\pm 1\%$ of reading (0.3 ~ 5 m/s)
$\pm 5\%$ of reading (0.1 ~ 10m/s) | • Power output: | 4-20 mA, 0-20 mA |
| • Repeatability: | $\pm 1\%$ of reading | • Output: | 1-9999 Hz |
| • Communication: | RS485/Modbus | • Data Logger: | 16 GSD card, 64 data points including flowrate, totalizer time, data |
| • Keypad: | 16 key with tactile action | • Alarm: | High/Low with buzzer as option |
| | | • Protection: | Converter - IP65; Sensor - IP68 |

STANDARD TRANSDUCER

Fluid Temperature: -22 ~ 167°F (-30 ~ +75°C)
 -22 ~ 230°F (-30 ~ +110°C)
 Accuracy: 1%



Model	SC1 (Medium Size)	SC2 (Large Size)
Pipe Size	1" ~ 32" (DN25 ~ 800mm)	20" ~ 48" (DN500 ~ 1200mm)

PRODUCT ACCESSORIES




mounting plate



Cable



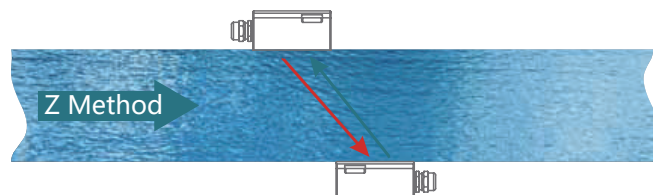
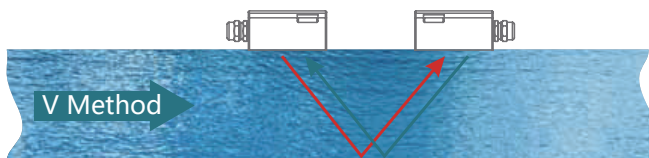
Worm Gear Clamp



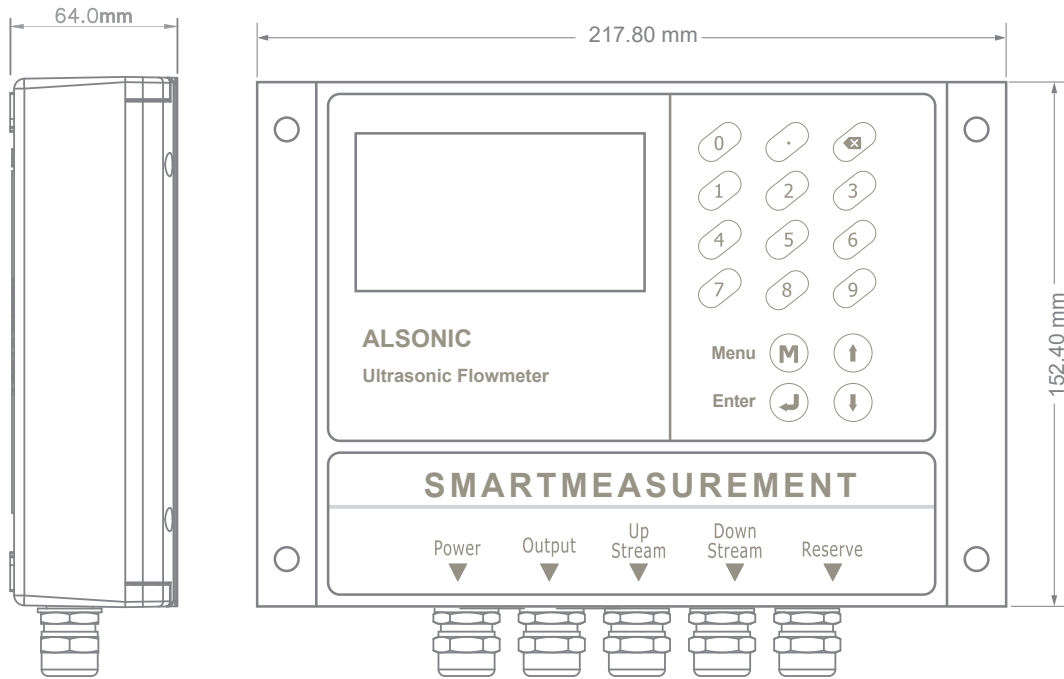
Exd Explosion Enclosure (option)

MEASURING PRINCIPLE

The ultrasonic signal from the transducer is transmitted and received through the moving liquid. The difference between the upstream and downstream transit time, is directly proportional to Fluid Velocity, used to calculate flow rate and velocity.

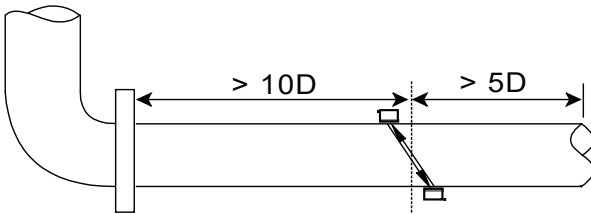


■ DIMENSION

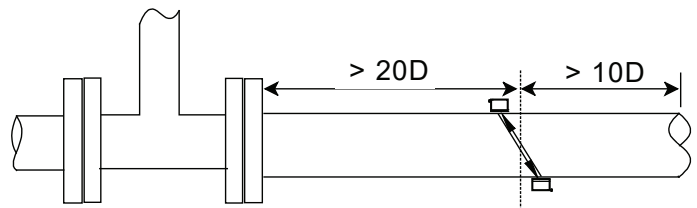


Size:	8.58" x 5.98" x 2.52" (218*152*64mm)	Outputs:	Isolated RS232/RS485 output
Setting	Flow unit, zero, clear total flow, K- factor		1 channel OCT, 1 channel 4 ~ 20mA output
Parameters:	Passwords, data linearity factor		1 relay output, SD card data
Inputs:	2 channel 4 ~ 20 mA analog input (heat/energy)		logger (optional)
	Three-wire PT1000 resistor input (heat/energy)	Protection:	IP65

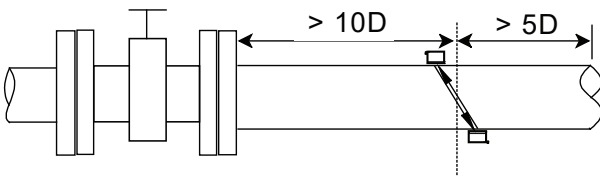
ELBOW 90°



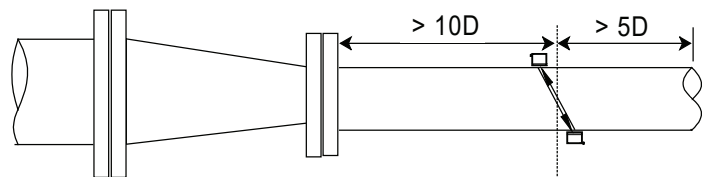
Tee Fitting



Valve



Reducer



Please contact your **SmartMeasurement** application engineer
 You also need to provide the following information:

TYPE OF FLUID
FULL-SCALE FLOW RATE
LINE SIZE
PRESSURE & TEMPERATURE

Please provide the name of your fluid, including operating density and viscosity

Please provide the max, min and nominal flow rates.

Please provide the line size

We will calibrate your flow meter as close to your operating conditions as possible

ALSONIC-EG SERIES						
EXAMPLE: ALSONIC-EG-SC1-C1-NN						
ALSONIC	**	**	**	**		DESCRIPTION
Standard wall mount energy meter with display, 4-20mA, RS485	EG					
Middle clamp sensor (-30~+75°C), 25~800 mm		SC1				Transducers
Large clamp sensor (-30~+75°C), 500~1200 mm		SC2				
High Temperature clamp sensor (-30~+110°C), 25~500 mm		HC1				
Standard insertion sensor (-30~+110°C), 80~1200 mm		IC1				
304SS inline sensor (-30~+110°C) with pipe size **		DN				
Other transducer		**				
No Cables			NC			Signal Cable Length
9m x 2 Cables			C1			
15m x 2 Cables			C15			
25m x 2 Cables			C25			
m cables up to +75 deg C			C			
m cables up to +110 deg C			H			
Standard power supply : 10~36V _{DC} /1A.				DC		Power Supply
Option power supply: 90~245V _{AC} , 50/60Hz				AC		
None option					NN	Options
Worm gear steel mounting belt - please offer line size <DN500					SM	
thickness gauge					TT	
Clamped on PT1000 with 5m cable, a pair					RTD	
Clamped on PT1000 with **m cable, a pair					R**	
Data logger for wall mount					DL	
Ex proof chassis for wall mount transmitter					EX	

