


DIFFERENTIAL PRESSURE TRANSMITTER DPT-2wire



Model summary

Each device has 2 or 4 jumper selectable measuring ranges. Each device is individually temperature compensated.

2 range model - D for display - Q for square root output	Measuring range 1	Measuring range 2	Accuracy %/FS **) over operation temp. -10...+50°C range 1 and range 2	Long term stability <i>typical 1 year</i>
DPT100-2W (-D -Q)	0...50 Pa	0...100 Pa	± 3%	≤ ± 3 Pa
DPT±100-2W (-D -Q)	-50...+50 Pa	-100...+100 Pa	± 1,5%	≤ ± 3 Pa
DPT250-2W (-D -Q)	0...100 Pa	0...250 Pa	± 1,5%	≤ ± 3 Pa
DPT500-2W (-D -Q)	0...250 Pa	0...500 Pa	± 1,5%	≤ ± 8 Pa
DPT1000-2W (-D -Q)	0...500 Pa	0...1000 Pa	± 1,5%	≤ ± 8 Pa
DPT2,5K-2W (-D -Q)	0...1500 Pa	0...2500 Pa	± 1,5%	≤ ± 24 Pa
DPT5K-2W (-D -Q)	0...2500 Pa	0...5000 Pa	± 1,5%	≤ ± 24 Pa

4 range model - R4 for 4 measuring range - D for display - Q for square root output	range 1	range 2	range 3	range 4	Accuracy %/FS **) over operation temp. -10...+50°C range 1...4	Long term stability <i>typical 1 year</i>
DPT1000-2W-R4 (-D -Q)	250Pa	500 Pa	750 Pa	1000Pa	± 1,5%	≤ ± 8 Pa
DPT3000-2W-R4 (-D -Q))	750Pa	1500Pa	2250Pa	3000Pa	± 1,5%	≤ ± 24 Pa
DPT5000-2W-R4 (-D -Q)	1250Pa	2500Pa	3750Pa	5000Pa	± 1,5%	≤ ± 24 Pa

**) %/FS from highest pressure range (including: general accuracy, temperature drift, linearity, hysteresis and repetition error)

The Differential Pressure Transmitter is delivered individually packed with standard accessories (see accessories).

Technical data

Response Time	0.8 / 4 s selectable by jumper	
Max. pressure	25 kPa	
Bursting pressure	50 kPa	
Suitable media	Air and non-aggressive gases	
Measuring element	Piezoresistive	
Electrical interface (2-wire)	Supply voltage	10...35 V DC
	Max. supply current	32 mA
	Output signal	4...20 mA
	Max. output current	32 mA
	Maximum load	$= \frac{\text{Supply} - 10V}{0,020A}$
Materials	Housing	ABS
	Cover	ABS
	Pressure connections	ABS
	Duct connectors	ABS
	Tubing	PVC, soft
Connections	Electrical connections	2 screw terminals, max 1,5 mm ²
	Cable entry	M16
	Pressure connections	Male Ø 5,0 mm and 6,3 mm
General ambient conditions	Temperature range	
	Operation	-10...+50°C
	Storage	-20...+70°C
	Ambient humidity	0 to 95% RH
Weight	150 grams, with accessories 290 grams	
Dimensions	90,0 x 71,5 x 36,0 mm	
Safety	Protection standard	IP54
	Conformance	Meets the requirements for CE marking: EMC directive 89/336/EEC Rohs Directive 2002/95/EY

Accessories

Standard accessories:

- 2 fixing screws
- 2 plastic duct connectors
- 2 m tube Ø 4 / 7 mm

Optional accessories:

- Metallic duct connectors

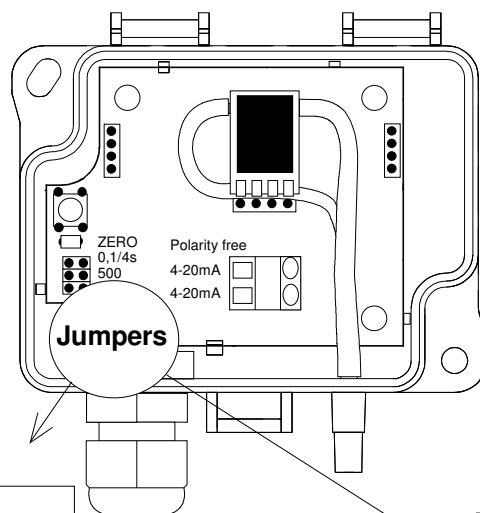
Zero-point adjustment

Note! Supply voltage must be connected one hour before the 0-point adjustment is carried out.

- 1) Loose both tubes from the pressure inlets + and -
- 2) Push zero button until the red led turns ON.
- 3) Wait until LED turns off and then install tubes again to the pressure inlets

It is recommended to adjust the zero point every 12 months during normal operation.

Installation



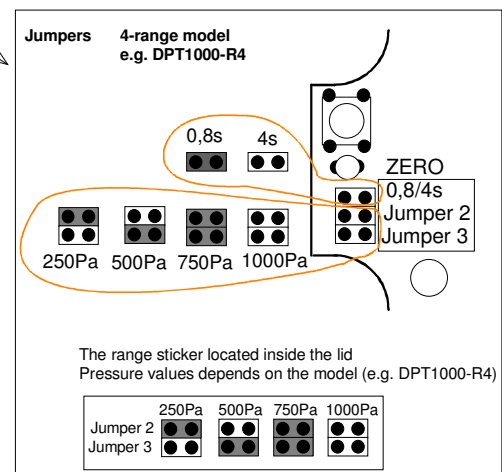
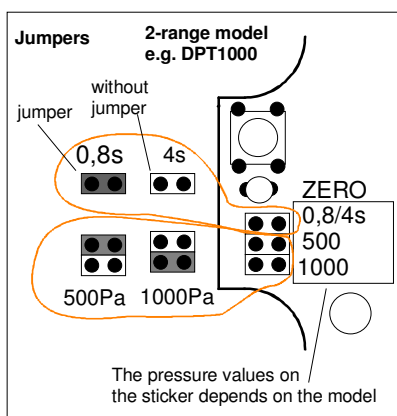
Electrical Connection:

Polarity free power supply

- 1 Current loop + or -
- 2 Current loop + or -

Push button for zero

Zero: Push button zero



Dimensions

