



GENERAL

ALIAMAG The Aliamag AMC2100E series converter is a microprocessor based intelligent transmitter that can be paired with any of the Alia AMF series sensors. The unit features multiple display parameters including flow rate, flow total, diagnostics, programming and troubleshooting.

AMC2100E series converter with temperature / energy.

FEATURES

- ❑ Four line LCD display Flow Rate / Energy / Totalizer
- ❑ Accuracy of +/-0.4% of reading
- ❑ Bi-directional flow measurement, current and pulse output
- ❑ Large digital display, with temperature / energy function
- ❑ 99 times records for power on / off
- ❑ MODBUS communication

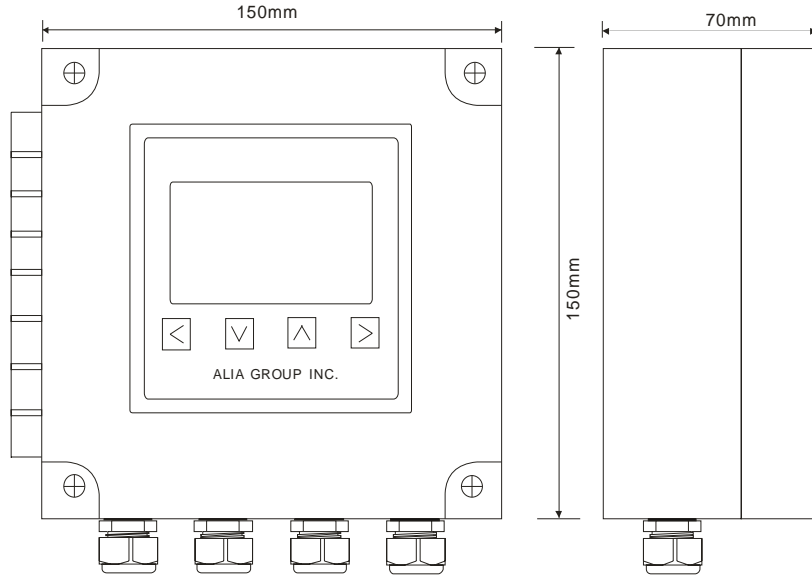


STANDARD SPECIFICATION

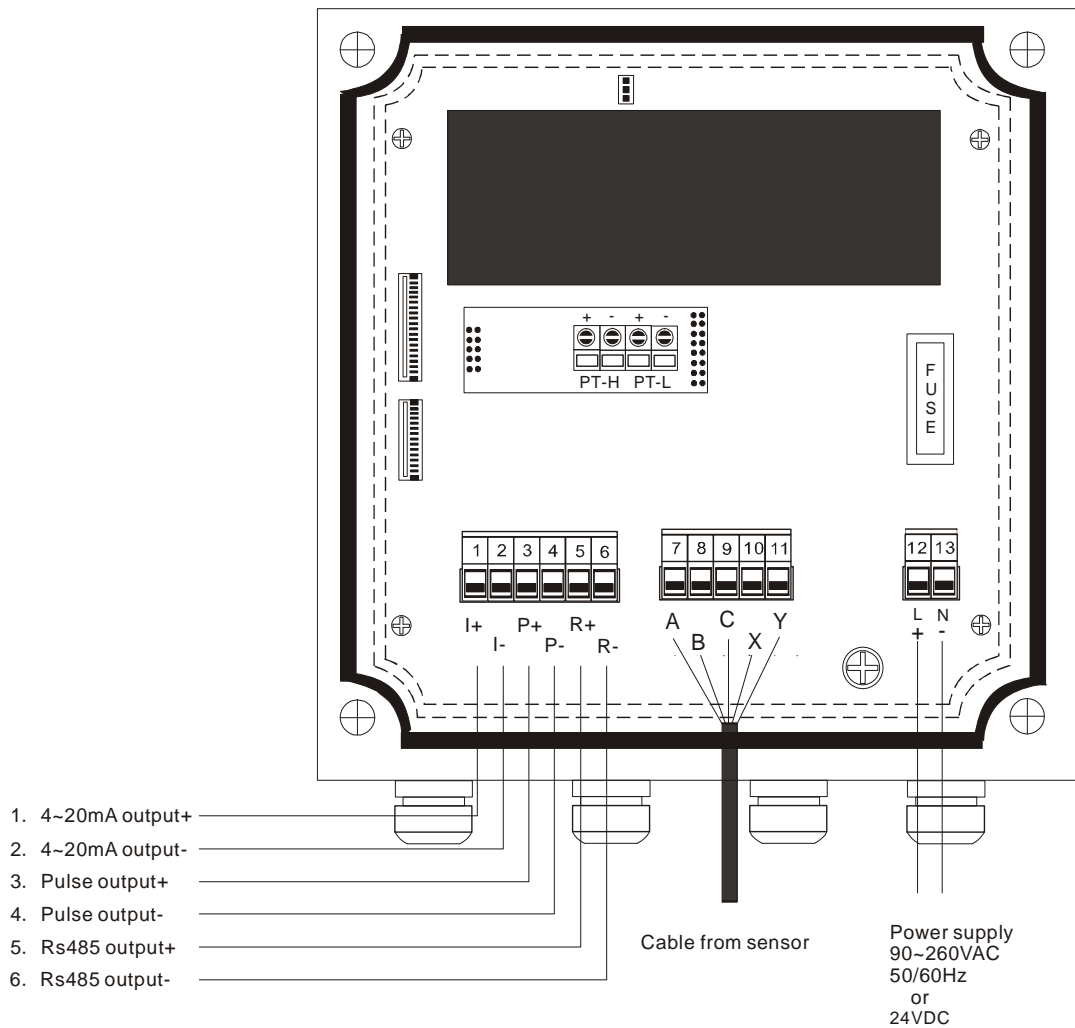
- | | |
|---|---|
| <ul style="list-style-type: none"> ● Excitation : DC pulsed ● Display : 4 lines LCD with back light <ul style="list-style-type: none"> Line 1 : Date and Time Line 2 : 6 digit flowrate
7 digit energy value
Fault code
Supply temperature Line 3 : 9 digit totalizer for forward / reverse flow
9 digit totalizer for heat / cold energy
Fault code content
Return temperature Line 4 : Differential temperature
Unit : L/S, L/M, L/H, M3/S, M3/m, M3/H, ML/H, ML/m
ML/S, KW, MW, KJ/H, MJ/H, GJ/H, Mcal/H
Kcal/H, Cal/H ● Measuring Range : Min. 0 to 0.15 m/s
: Max. 0 to 15 m/s ● Accuracy : +/-0.4% of reading (Velocity ≥ 0.5 m/s)
: +/-0.002 m/s (Velocity < 0.5 m/s) ● Repeatability : +/-0.1% of reading ● Current Output : 4-20 mA (Isolated)
Load : Max. 600 Ω ● Pulse Output : Open collector
Rating : 3 to 30 VDC, 20 mA Max. ● Pulse Rate : 1)Scale pulse (Pulse/M3, Pulse/L, Other)
: 2)Frequency: 0-5000 Hz ● Communication : RS485 (MODBUS Protocol) ● Data Storage : Operation parameters and totalizer figures are stored by EEPROM for more than 10 years | <ul style="list-style-type: none"> ● Keypad : 4 external keys for programming and display control ● Low Flow Cutoff : 0 to 9.9 % ● Data Logger Function : 99times flowrate records for power on/off ● Record Data : Date/Time when power on/off
: 99 years flow rate / energy / temperature / total flow / total energy
One record data per Hour ● Damping : 0.1 to 99.9 seconds ● Self Diagnosis : The following error message are displayed if failure occurs <ul style="list-style-type: none"> - Coil failure - Power failure - Overranged Output - Internal error - Overflow - Empty pipe ● Cable Entry : Standard :PG11 Option:1/2"NPTF ● Protection Class : IP 65 ● Ambient Temperature : -25 to +65 °C ● Material : Aluminum Alloy ● Temperature Input : PT1000, 2 wire ● Power Supply : 90-260 VAC, 50/60 Hz
: 24 VDC +/- 10% (Option) ● Power Consumption : 3-17 W (Dependent on sensor size) ● Weight : 1.4 Kg ● Mounting : Wall mounting
: Bracket on 2" pipe |
|---|---|



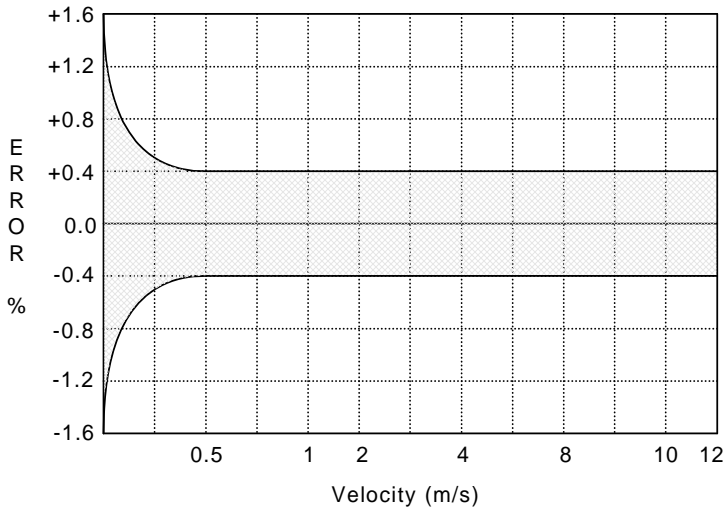
➤ DIMENSIONS



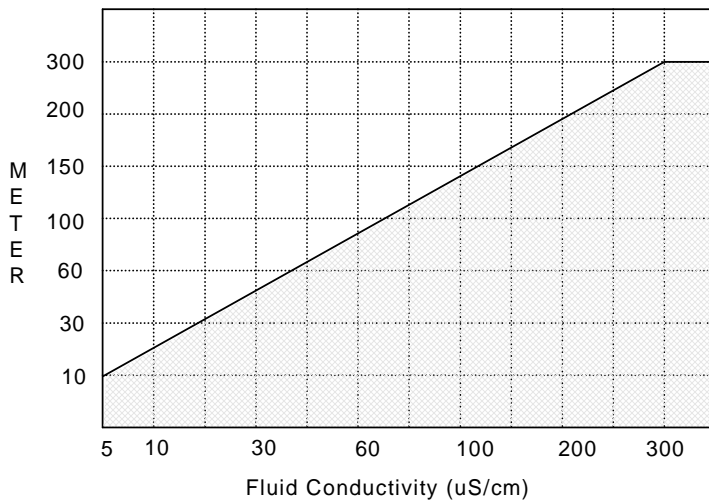
➤ WIRING DIAGRAM



➤ ACCURACY



➤ CABLE LENGTH BETWEEN SENSOR & CONVERTER



➤ MODEL SELECTION GUIDE

AMC2100E Series					
Example: AMC2100E-AC-CP-NN-NN					
AMC2100E-	XX-	XX-	XX-	XX	Description
Power supply	AC-				90-260 Vac, 50/60 Hz
	DC-				24Vdc, +/-10%
Mounting		CP-			Compact with Sensor
			SW-		Separate, Wall Mounting
				S2-	Separate, 2" Mounting Bracket
Communication			NN-		RS485 (MODBUS Protocol)
Option				NN	None
				PT	Cable Entry 1/2" NPTF

➤ BUILD OPTIONS-(COMPACT OR REMOTE)

